

NEWSLETTER ISSUE 3



MAIN PROJECT INFO

Title: Methods and tools for efficient use of existing resources and for support of development of effective training by VET Teachers

Acronym: e-MOTIVE

Contract: 2017-1-PL01-KA202-038850

Duration: September 2017 - August 2019

E-MOTIVE consortium are: Institute of Mining Technology KOMAG (Poland), TTS Work Efficiency Institute (Finland), Riga Technical School of Tourism and Creative Industry (Latvia).



WELCOME

Welcome to the third e-MOTIVE newsletter in which will present you the most important information and latest news regarding the e-MOTIVE project.

In the e-MOTIVE project our goal is to provide **free training materials and solutions for VET** (Vocational Education and Training) **teachers** who wish to acquire or improve their skills in use of **Information and Communication Technologies** (commonly called ICT) for teaching.

We hope you'll find materials and solutions developed by us interesting and useful for your professional practice, and beyond.

e-MOTIVE Team



CURRENT ACTIVITIES

Our e-MOTIVE products are **ready and we provide them to all interested VET teachers for evaluation.**


Our **primary criterion regarding materials and solutions** produced within the project is:
make them easy and useful.


So, if you wish to learn how to:

- **use ICT for creating different types of attractive electronic training materials** which meet students' needs and expectations,
- **use existing ICT tools in your teaching**, e.g. tools addressed for teaching via Internet

our products are exactly what you need, and you can use them now!

There only are two steps to follow:

STEP 1. Visit e-MOTIVE Internet platform and select and use all materials and solutions you wish - **click**  **and log in** (username: e-motive, password: E-motive2019).

STEP 2. Share your opinion about the e-MOTIVE products. **Click**  **and fill in the questionnaire.** Your honest answers will help us to improve our products, before translation to Polish, Finnish, and Latvian.


On the e-MOTIVE platform you:

- can find a large repository of **knowledge pills and papers** which will instruct and guide you in use of ICT in teaching
- get access to **software sandboxes** via which you can try several software tools useful in teaching, with no fear of making errors
- get access to **e-MOTIVE AR tool**, which gives you an exceptional opportunity to introduce Augmented Reality in your teaching.

**Try it all and enhance your teaching with ICT.
It's really easy.**

NEWS: PROMOTION

- 13-14.01.2019 - promotion of the e-MOTIVE products during **3rd Silesian Science Festival KATOWICE**
At the KOMAG's exhibition stand, the visitors obtained **information about the e-MOTIVE products** and were provided with **sample knowledge pills**. Additionally **promotional video** was shown on a display tv.



- 27-28.02.2019 - promotion of the e-MOTIVE products during were promoted during the **IMPACT+ EXERCISE meeting** organized by Tempus Public Foundation from Hungary.
The **project leaflets** were distributed. Also examples of AR-based* materials produced with **e-MOTIVE AR tool** developed within the project were shown to the participants. *Augmented Reality, an ICT technology.



You can also see one of those AR-based materials – go to the last page of this newsletter.

- 01-03.03.2019 - promotion of the e-MOTIVE products at the **annual exhibition "School 2019"**
The exhibition "School" is the **most important educational event in Latvia**. RTRIT had their **exhibition stand** served by two representatives who are active participants in the project. **Information about e-MOTIVE** project was provided to the visitors as well as **sample knowledge pills** and **QR code linked with the project website**.



NEWS: MULTIPLIER EVENTS

- 04.03.2019 – Multiplier Event **held by RTRIT**.
During the event the participants were provided with information about the project results and then splitted into groups to take part in workshops during which knowledge pills were applied.



CONTACT INFO

Project Coordinator:

Dariusz Michalak, Ph.D., KOMAG
e-mail: dmichalak@komag.eu

See how AR works!

NOTE!!! The application has to be run in **Firefox Internet browser** (problem might occur in other Internet browsers)

STEP 1. Take your smartphone or tablet with camera

STEP 2. Scan the QR code and open the link



STEP 3. Point camera at the marker



Do you have some ideas for training materials? 😊